



LIPSTICK PARTY

1-2-3 Lipstick Fashion Show

- Decide what your Hostess wishes to earn as her Free Product Credit. *Ex: \$60 Free, she'll need to invite 8 to have 6 attend her lipstick party.*
- Everyone attending is asked to fill out a customer profile, treat them to satin hands and Satin Lips!
- Introductions: Name, currently what is the color found most in her closet?
- Play the lipstick personality quiz. (*Found on Intouch*)
- Read the Lipstick intro (*found on column 2 of this article*)
- Pass out the Lipstick Closing sheet...Begin by introducing each of the 12 lip combos, and ask if you may apply to their inner arm.
Tip: By using the lip pencil 1st to mark a line, apply lipstick next, then next to the lipstick, a dash of gloss.
- Ask guests to circle the combos they love!
- Close with brief info about the Lip Outliner Pencil—to prevent feathering.
- Clean off their arms with cotton balls full of Oil-Free Makeup remover...and may be followed by a baby wipe.
- Let them hear what the class specials are (*found at bottom of sheet*) that you accept Cash, Check, Visa, Master Card or Discover.
- As you close out the sales, encourage them to get their order 1/2 Off= Outside Order Bag, or Free= Hosting a Lipstick Party, too!

Opening of each Lipstick Party:

Rich, dreamy, wonderful color. From the bold beauty of red to the sheer softness of the perfect pink. Color can express your mood, your warmth, your style- and what's irresistible about YOU.

Make a beautiful statement...Reveal your playful spirit one day, your sophisticated style the next. You can express it all with any 1 of the 30 tempting, tantalizing shades of MK Signature Crème Lipstick. It's as easy as 1-2-3!!

#1....These long-wearing, stay-true colors glide on with a light weight, creamy formula that provides *instant moisture and maximum color that lasts!*

#2....Pair them up with one of our 9 stunning Mechanical Lip Pencils, that apply smoothly and evenly to help lipstick resist feathering and bleeding. Plus they are waterproof!

#3...Lastly , Celebrate your inner sparkle with MK Signature Lip Gloss in eight fresh New Shades, plus 2 of your favorite!! You'll get intense shine that feels sublime, plus a botanical blend that hydrates and protects your beautiful smile!!

Are you ready to experience the '1-2-3 LIP FASHION SHOW'?

ms. **got-it-all-together**

Your lipstick looks almost as good as new, which shows that you're extremely organized and strive for perfection! With your talent for staying on schedule and playing by the rules, you're bound to be successful. Your friends see you as totally together and often ask for your advice.



ms. **easygoing**

The soft, rounded tip of your lipstick shows your light, even application, revealing your easygoing, peaceful nature. You've got plenty of good friends and enjoy sharing your generous heart, your sweet smile and your general sense of calm with the ones you love.

ms. **adventure**

You apply your lipstick very creatively, creating the perfect point in the middle – kind of like the center of attention. Because of your independent nature, you're outgoing and attracted to adventure – especially if it's spur of the moment!



ms. **going places**

You press hard to apply your lipstick, creating a sharp angle — which is a good indicator of your intense drive and passionate nature. Your high spirits make you a people magnet, and you thrive on personal contact and lots of social events, even though you may arrive late because it's tough for you to stay on schedule!

ms. **trustworthy**

You're the real thing. You tell it just like it is – just like your flat-topped lipstick that you most likely apply with a lip brush. Sometimes you can be shy, but you're also a dear, loyal friend that your close friends can count on. You can certainly rise to the challenge, but you're a true romantic underneath that practical exterior.





1. QUITE A DOLL

PINK SATIN LIP
PINK ALLURE GLOSS
DUSTY PINK PENCIL
\$35.50

2. CITY REFLECTIONS

SWEET NECTAR LIPSTICK
COCOA GLOSS
CHOCOLATE PENCIL
\$35.50

3. CALMING APPEAL

GINGERBREAD LIPSTICK
BEACH BRONZE GLOSS
DARK CHOCOLATE PENCIL
\$35.50

4. SHINING STAR

PINK CORAL LIPSTICK
TIGER LILY GLOSS
NEUTRAL PENCIL
\$35.50

5. SUMMER KISS

PINK MELON LIPSTICK
PINK PEARL GLOSS
DUSTY PINK PENCIL
\$35.50

6. GLITZ AT THE RITZ

BLACK CHERRY LIPSTICK
CRANBERRY GLOSS
BURGUNDY PENCIL \$35.50

7. SUPER STAR

APPLE BERRY LIPSTICK
WATERMELON GLOSS
BURGUNDY PENCIL
\$35.50

8. GORG-EEEOUS

MAGENTA LIPSTICK
SUNBURST LIPSTICK
TIGERLILY GLOSS
CHOCOLATE PENCIL
\$48.50

9. BEACH BRONZE

SWEET NECTAR LIPSTICK
BEACH BRONZE GLOSS
NEUTRAL PENCIL
\$35.50

10. FIRST KISS

PARADISE PINK LIPSTICK
PINK DIAMONDS GLOSS
NEUTRAL PENCIL
\$35.50

11. DAYTIME DAZZLE

GARNETFROST LIPSTICK
CREAM AND SUGAR GLOSS
NEUTRAL PENCIL
\$35.50

12. SALSA NIGHTS

RED SALSA LIPSTICK
NATURAL GLOSS
DARK RED PENCIL
\$35.50

Circle each collection you'd like... Purchase any 2 collections, get a 3rd collection at **1/2 OFF!**

Purchase any 3 collections, get the Satin Lip Treatment Set **FREE (\$18.00 Free)**

I'd like to pay **FULL PRICE** _____, **1/2 OFF** _____, or receive my purchase completely **FREE!** _____

Name: _____ Tele # _____



Celebrate Self-Expression!

New lipsticks, glosses, and nail colors for Summer 2005!

Newest Addition to our Line: Lipstick and Lip Glosses Retail for \$13@, Nails are \$6 @



Amber
Suede



Apple
Berry



Apricot
Glaze



Garnet-
frost



Ginger-
bread



Paradise
Pink



Pink
Coral



Pink
Daisy



Pink
Melon



Pink
Satin



Sheer
Blush



Sunburst



Sweet
Nectar



Whipped
Berries

Lip Glosses!



Beach Bronze



Cocoa Cream



Cranberry



Cream and Sugar



Pink Allure



Pink Diamonds



Pink Pearl




Tiger Lily



Watermelon

Nail Colors!



Caribbean Blue



Coral Glow



Plum Fun



Pink Plunge



Rosy Sands







Tips for Lovely Lips

A beautiful smile is to a woman what rays of sunshine are to the landscape around us. No other feature contributes as much to a woman's beauty as her smile. When it comes to makeup, no other item is as essential to illuminating a beautiful smile than lip color. For most women, lip color is the most frequently used item in their cosmetic bag. Use the tips for applying lip color at your next skin care class and watch your guests' faces light up!

Test To Determine Your Lip Shape

1. Color your lips within their exact lip line.
2. Blot lips on tissue or paper, being careful to pick up exact lip outline. Do not pucker!
3. Compare tissue or paper to shapes below & check the one



			
NORMAL LIPS	FULL LIPS	THIN LIPS	DROOPING LIPS

Normal Lips: Since your lips are naturally symmetrical, corrective measures don't apply to you. Experiment as you please with colors & textures to create different looks.

Full Lips: Apply a small amount of foundation over mouth. Use lip liner just inside natural lip line, defining corners well. Always remember to blend the lip liner in with a lip brush before applying lip color. Use soft, medium to dark lip colors. Avoid bright or pastel colors.

Thin Lips: Apply small amount of foundation over lips. Use lip liner just outside the lip line of your natural lip. Fill in with a light to medium lip color to maximize their size. Dot center of top & bottom lip with lip gloss. Cream & Sugar works well.

Drooping Lips: Lightly pat foundation on the corners of mouth. Use lip liner to subtly extend lip corners upward. Fill in with color.

Top Lip Too Full: Line top lip only, just inside natural edge. Fill in with deep, neutral shade. Use slightly softer complementary shade on your lower lip.

Lips Tips For Any Shape



In hot weather you may want to store lip liner pencils in the refrigerator

To lessen the intensity of a deep lip color, blot your lips until all that's left is a sheer hint of vibrant color. Or, use Mocha Freeze lip color



Don't rub your lips together—it makes lip color cake!

For more subtle shine, apply lip gloss only to the center of your lips.



Do not wet lips before applying color. It may interfere with coverage.

Never lick your lips, no matter how dry they feel!

Always check your teeth for traces of lip color after you apply it. To avoid getting lipstick on your teeth, after applying color put a clean finger in your mouth with your lips pressed around it, pull your finger out!



Lip liner should always be the same color or lighter than your lip color or lipstick shade.