

Summer Color 101 Looks

2011



Before

After

3 X 5
VERTICAL PHOTOS
WORK BEST

3 X 5
VERTICAL PHOTOS
WORK BEST



Sunset Glow

Colors kissed by the sun add a radiant-looking glow.

- Sweep Honey Spice mineral eye color (1) over brow bone area. Apply Hazelnut mineral eye color (2) over entire eyelid. Apply Amber Blaze mineral eye color (3) from outer corner inward toward the center of the eye and blend. Gently smudge eye color beneath lower lashline with a stiff angled brush.
- Use Navy eyeliner to line upper and lower lashlines. Gently smudge for a soft, smoky effect.

For application tips for cheeks and lips, visit "Tips & Trends" on my Mary Kay® Personal Web Site.



Also includes Mary Kay® Compact, \$18 (unfilled); Compact Cheek Brush, \$2.50; Eye Applicators, pk./two (Eye Brush and Eye Sponge), \$2.50

MARY KAY



All prices are suggested retail. **Color 101: \$113.50**

MODEL NAME _____

OCCUPATION _____

PHONE _____ Home

_____ Work

_____ Cell

BEST TIME TO CALL _____

Email _____

HAIR COLOR _____

EYE COLOR _____

SKIN TYPE: combination ~ oily ~ dry

MY FAVORITE MARY KAY PRODUCTS

Before

After

3 X 5
VERTICAL PHOTOS
WORK BEST

3 X 5
VERTICAL PHOTOS
WORK BEST



Silver Satin, \$8.60

Midnight Star, \$8.60

NEW!

I ♥ black Lash Love™ Mascara, \$16

Sheer Bliss, \$13

Dusty Rose, \$13

Seaside Appeal

Make a subtle, sophisticated statement in this easy look.

- Apply Silver Satin mineral eye color over entire eyelid from the lashline up into the crease. Use a brush to blend edges of crease.
- Using Midnight Star mineral eye color, draw a thin line onto the upper and lower lashlines. Gently smudge with a small brush for a smoky effect.
- Apply Lash Love™ Mascara in I ♥ black.
- Apply Sheer Bliss cream blush onto apples of the cheeks and gently blend toward ears.
- Apply Dusty Rose creme lipstick.

Makeup Artist Tip!

Many times, makeup artists use one mascara formula for top lashes and a more defining mascara for bottom lashes. Lower lashes are usually shorter and sparser than upper lashes, so try a mascara that can reach every last lower lash such as NEW Mary Kay® Lash Love™ Mascara.

All prices are suggested retail.

\$54

MODEL NAME _____

OCCUPATION _____

PHONE _____ Home

_____ Work

_____ Cell

BEST TIME TO CALL _____

Email _____

HAIR COLOR _____

EYE COLOR _____

SKIN TYPE: combination ~ oily ~ dry

MY FAVORITE MARY KAY PRODUCTS

Before

After

3 X 5
VERTICAL PHOTOS
WORK BEST

3 X 5
VERTICAL PHOTOS
WORK BEST



Hazelnut, \$8.50

Denim Frost, \$8.50

NEW!

I ♥ black Lash Love™ Mascara, \$16

Shy Blush, \$10

Coral Rose, \$13

Shimmering Style

Try a stunning, yet simple, look that easily goes from daytime to nighttime.

- Sweep Hazelnut mineral eye color over entire eyelid from the lashline up into the crease.
- To add depth, sweep Denim Frost mineral eye color from the outer corner inward toward the center of the eye.
- Use Denim Frost mineral eye color as an eyeliner by applying with a stiff angled brush. Gently smudge into the upper and lower lashlines.
- Apply Lash Love™ Mascara in I ♥ black.
- Apply Shy Blush mineral cheek color to the apples of the cheeks.
- Finish with Coral Rose lip gloss for a pop of color.



MARY KAY



Makeup Artist Tip!

Look younger using blush: Sweep on your blush just under the outer corners of your eyebrows and down to the apples of your cheeks in a "C" curve. Next, layer a slightly brighter shade of blush over the apples of your cheeks for a fresh highlight.

All prices are suggested retail.

\$51

MODEL NAME _____

OCCUPATION _____

PHONE _____ Home

_____ Work

_____ Cell

BEST TIME TO CALL _____

Email _____

HAIR COLOR _____

EYE COLOR _____

SKIN TYPE: combination ~ oily ~ dry

MY FAVORITE MARY KAY PRODUCTS

Before

After

3 X 5
VERTICAL PHOTOS
WORK BEST



3 X 5
VERTICAL PHOTOS
WORK BEST

Casual Flair

Get set for a relaxing weekend getaway or a casual, elegant evening.

- Sweep Spun Silk mineral eye color (1) over brow bone area. Apply Silky Caramel mineral eye color (2) over entire eyelid. Apply Emerald mineral eye color (3) from outer corner inward toward the center of the eye and blend. Gently smudge eye color beneath lower lashline.
- Apply Olive eyeliner to upper and lower lashlines. Gently smudge for a soft, smoky effect.


For application tips for cheeks and lips, visit "Tips & Trends" on my Mary Kay® Personal Web Site.





Also includes Mary Kay® Compact, \$18 (unfilled); Compact Cheek Brush, \$2.50; Eye Applicators, pk./two (Eye Brush and Eye Sponge), \$2.50


All prices are suggested retail.

MARY KAY







Olive, \$10




Black Ultimate Mascara™, \$15




Citrus Bloom, \$10



Dusty Pink, \$10



Frosted Rose, \$13



Pink Diamonds, \$13

MODEL NAME _____

OCCUPATION _____

PHONE _____ Home

_____ Work

_____ Cell

BEST TIME TO CALL _____

Email _____

HAIR COLOR _____

EYE COLOR _____

SKIN TYPE: combination ~ oily ~ dry

MY FAVORITE MARY KAY PRODUCTS

COLOR 101 PORTFOLIO - INFORMATION SHEET

	CONSULTANT NAME	PHONE	EMAIL	APPT. DATE	COLOR PREFERENCES
1					
2					
3					
4					
5					
6					
7					
8					
9					
10					
11					
12					
13					
14					
15					
16					
17					
18					
19					
20					
22					
22					
23					
24					
25					